

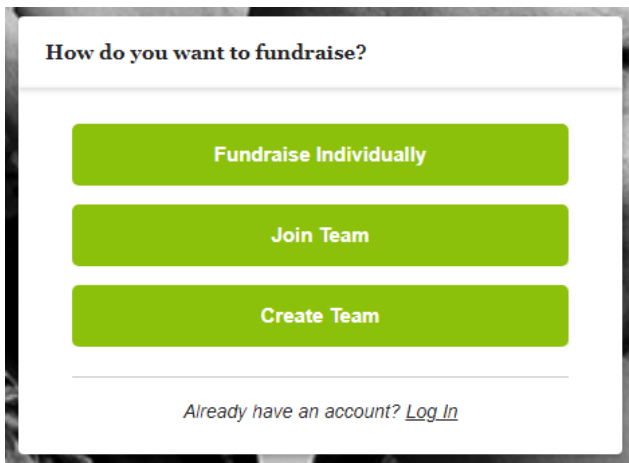
USA Cares Month of the Military Child Facebook Fundraising Instructions for Set Up

Instructions to Sign Up through Funraise.org

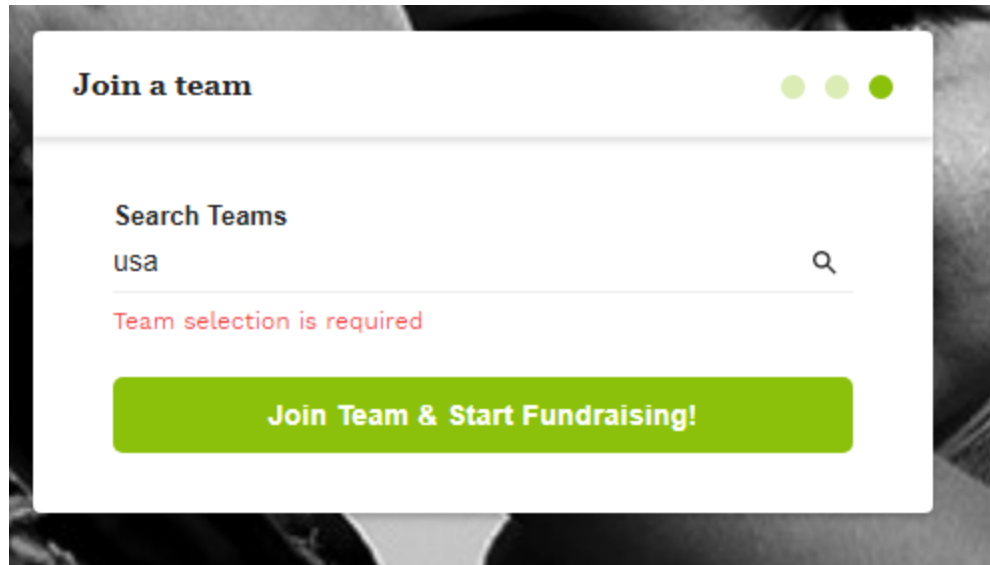
1. Go to [2023 USA Cares Month of the Military Child Campaign \(funraise.org\)](https://www.funraise.org/campaign/2023-usa-cares-month-of-the-military-child)
2. Click the Start Fundraising button



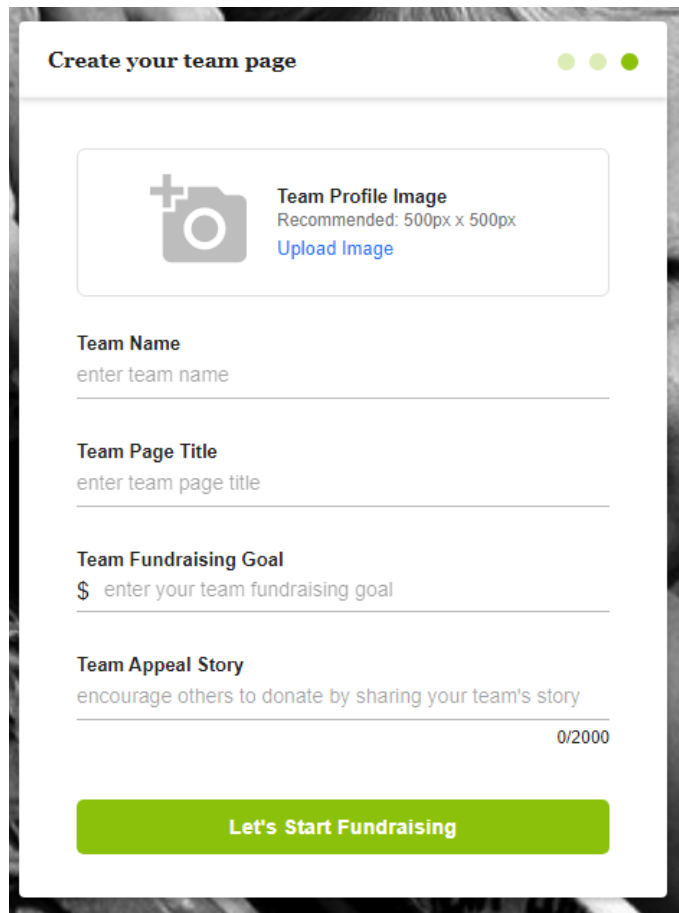
3. You have two options for participating:



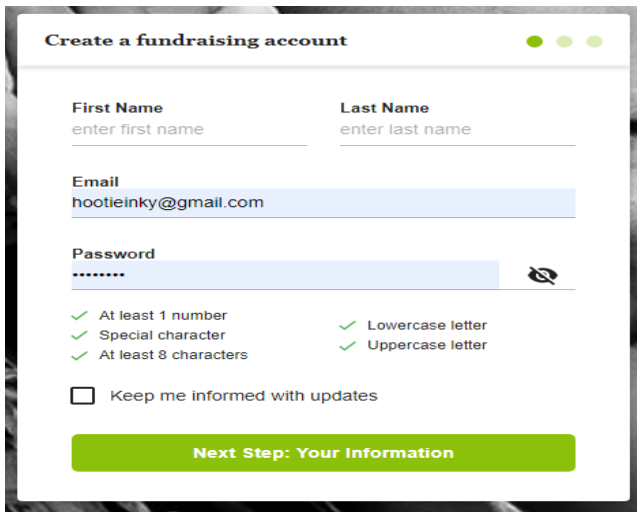
- a. Fundraise Individually – If you are not part of a team, click the Fundraise Individually Button.
- b. Team Fundraising
 - i. If you are part of a team, click the Join Team button and search for your team and choose it.



- ii. If you do not see your team listed, go back to the Fundraise page and click the Create Team button to create your team. Then click Let's Start Fundraising button



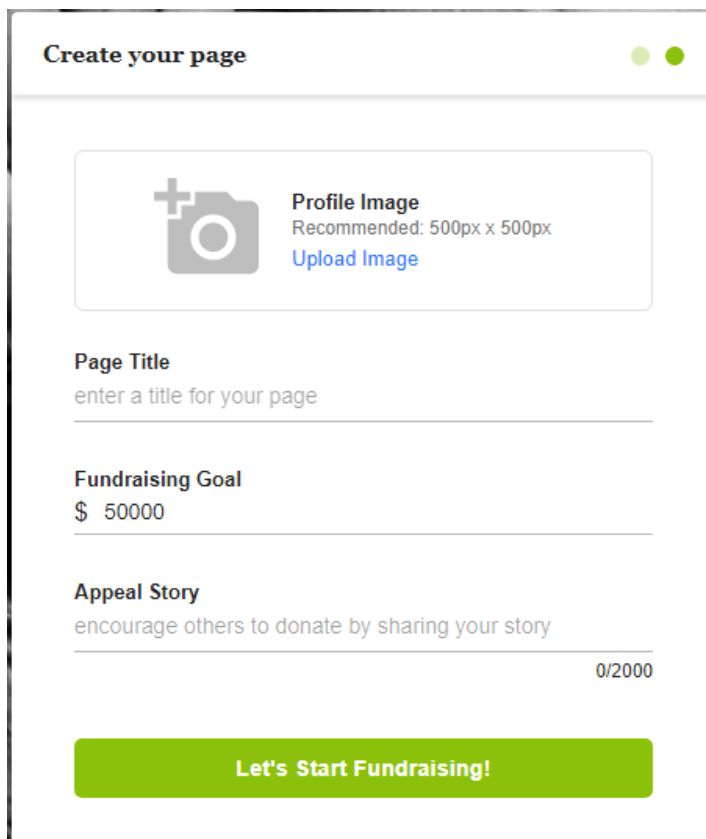
4. No matter if you are signing up individually or as a team, you will be asked to create a fundraising account.



The screenshot shows a web form titled "Create a fundraising account". It has three progress indicators in the top right. The form contains the following fields and elements:

- First Name**: A text input field with the placeholder "enter first name".
- Last Name**: A text input field with the placeholder "enter last name".
- Email**: A text input field containing "hootieinky@gmail.com".
- Password**: A text input field with masked characters "*****" and a toggle icon for visibility.
- Validation Checklist**: Four items with green checkmarks:
 - At least 1 number
 - Special character
 - At least 8 characters
 - Lowercase letter
 - Uppercase letter
- Checkbox**: An unchecked checkbox labeled "Keep me informed with updates".
- Next Step Button**: A green button labeled "Next Step: Your Information".

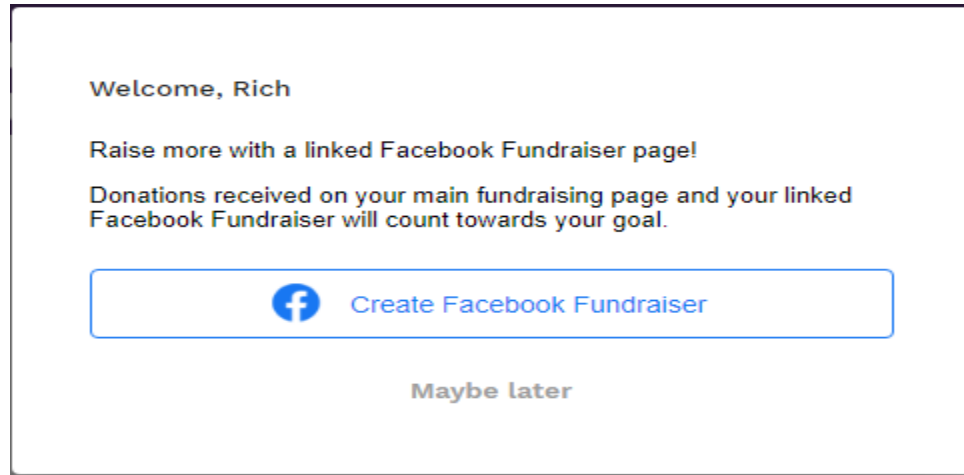
- Fill in your name, email address and password, then click next.
- You will then create your Fundraising page. Create a title, goal (\$500 is recommended) and your story as to why you are participating. Then click Let's Start Fundraising!



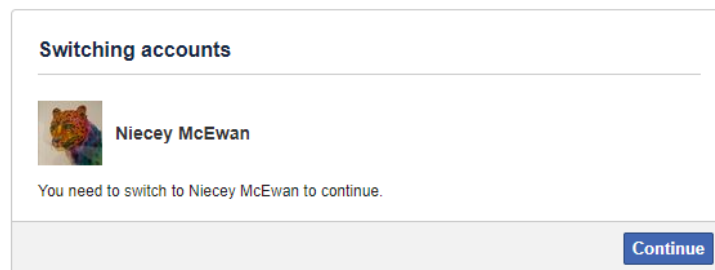
The screenshot shows a web form titled "Create your page". It has two progress indicators in the top right. The form contains the following fields and elements:

- Profile Image**: A section with a camera icon and a plus sign. Text includes "Profile Image", "Recommended: 500px x 500px", and a blue link "Upload Image".
- Page Title**: A text input field with the placeholder "enter a title for your page".
- Fundraising Goal**: A text input field containing "\$ 50000".
- Appeal Story**: A text input field with the placeholder "encourage others to donate by sharing your story". A character count "0/2000" is shown at the bottom right of the field.
- Next Step Button**: A green button labeled "Let's Start Fundraising!".


- c. Your page will be created, and a pop-up window will show on the screen. This is how you connect your fundraising page to Facebook and create your Facebook Fundraiser post automatically. This also gives USA Cares the ability to aggregate the results from each Facebook Fundraiser towards our overall goal. Click Create Facebook Fundraiser.



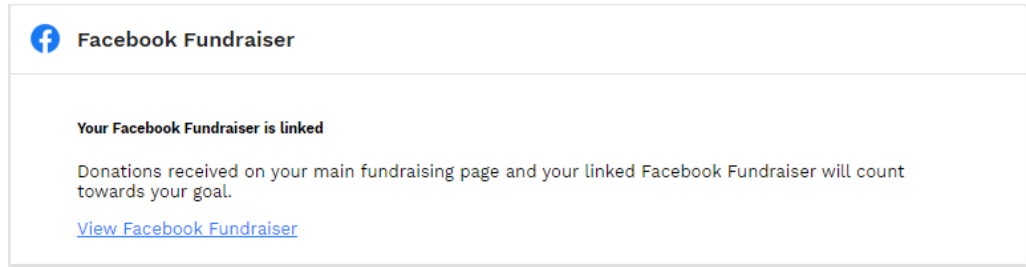
It will ask you to verify your Facebook Page and once you verify, it will create the Facebook Fundraiser on your Facebook Page.



After clicking continue, click on the Settings icon in the upper right



corner of the page . Click on Connections and make sure Facebook Fundraiser connection is on.



If you see this, you can click the link to go to your Facebook Fundraiser.

5. Next Go to your Facebook Page to confirm the Fundraiser is live.



6. You will want to edit the fundraiser by clicking the "..." and adding the logo which is the attached file and editing the Goal section and change the end date of the fundraiser to April 30, 2023.

You are now fundraising for the USA Cares Month of the Military Child Campaign. Please share the fundraiser with your Facebook Friends and send reminders out during the month. You can come back into your Funraise.org account at any time to see how you and the overall campaign is doing.

If you have any trouble with the sign up process, please reach out to Rich Flaherty at (502) 512-3219 or rich.flaherty@usacares.org.

Instagram/Linkedin/Twitter

Since these platforms do not have a fundraising option built into their program, the best way to support the Month of the Military Child Campaign is to actively post on your account. A sample post is below on LinkedIn:



Key is using the logo in your post and the donation link.

[2023 USA Cares Month of the Military Child Campaign \(funraise.org\)](https://www.funraise.org)

Please also follow USA Cares on each platform and watch for other posts about the campaign and share or repost them to get more visibility. Thank you for your support in this campaign. Let's make a difference in a Military Child's life.